

LED Candle Lamps

High Intensity Retrofit LED Lighting

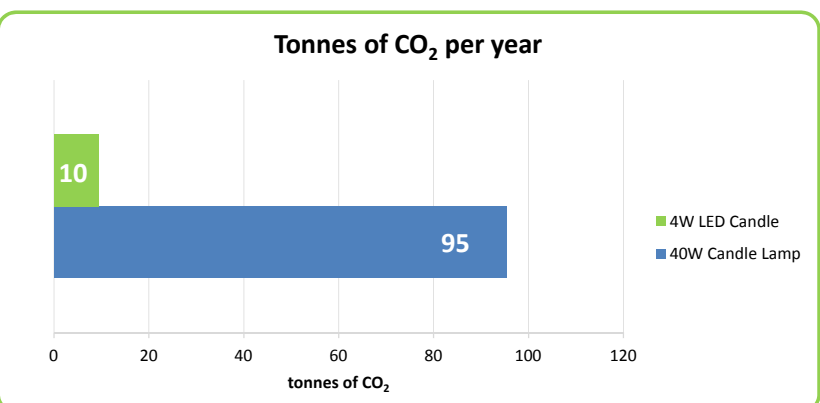
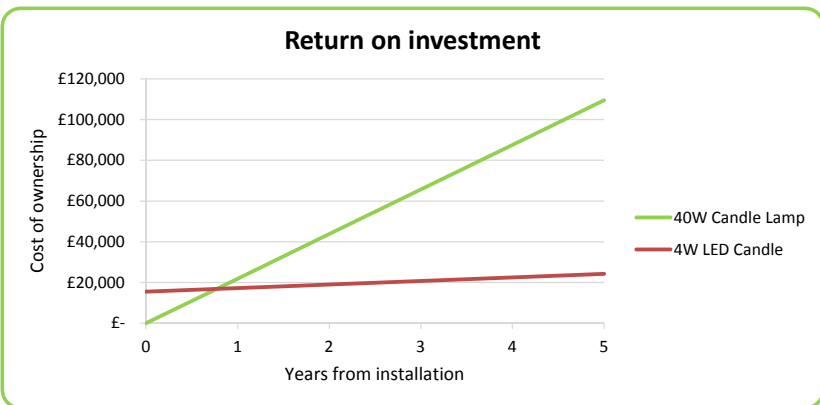
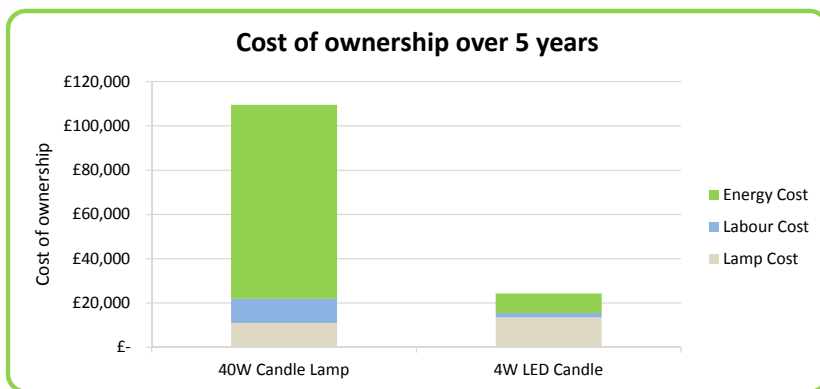


LED Candle Lamps

Our LED Candle Lamps offer omnidirectional light and are direct replacements for traditional incandescent lamps and Energy Saver Fluorescent Lamps.

Features

- Retrofit design means you simply swap the bulb! - no wiring, no change of fittings.
- Up to 35,000 hours life span
- 360 degree illumination, mimics a standard light bulb
- Greater energy savings compared to fluorescent's
- Comparable light levels up to 30 watt incandescent candle lamps
- LED Candle has identical shape to a traditional incandescent candle lamp



Assumptions: £0.10 per kWh, 4380 hours per year (12 hours per day), theoretical example - applications may vary.

Energy savings that matter

1000 x 40 watt candle lamps were replaced with our 4 watt LED candle.

Average on time was taken to be 12 hours a day, 4380 hours per year.

The LED candle retrofit results in a total saving of over £85,000 over a 5 year period.

Benefits:

- Payback within 9 months
- 90% energy and carbon reduction





4W LED Candle

Design Features

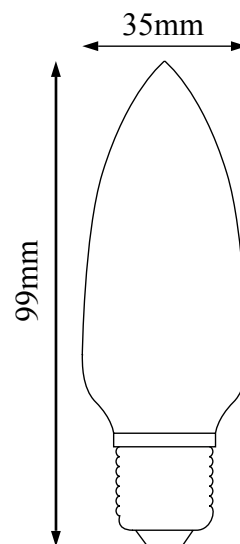
- Retrofit design means you simply swap the bulb! - no wiring, no change of fittings.
- Up to 35,000 hours life span
- 360 degree illumination, mimics a standard candle bulb
- Greater energy savings compared to fluorescent's
- Comparable light levels to 30 watt incandescent candle lamps
- LED Candle has identical shape to a traditional incandescent candle lamp

Electrical Specifications

Input Voltage	110 - 220v AC
Real Power	4Watts

Light Output Specifications

Lumen Output	150 Lumens (6500K), 140 Lumens (2700K)
Viewing Angle	360°
Colour Temperatures	2700K, 6500K
Colour Rendering	>75 Ra
Led Source	3020 SMD LED
Design Operational Life	>35,000 hours
LED Power	4 Watts
Available Base Types	ES (E27), BC (B22), SES (E14)
Incandescent Lamp Equivalent	30W
Dimmable	Yes
Housing's Available	Diffused, Clear , Flame Effect Diffused and Flame Effect Clear





4 Watt Sharp LED Candle

Design Features

- Retrofit design means you simply swap the bulb! - no wiring, no change of fittings.
- Up to 35,000 hours life span
- 270 degree illumination, mimics a standard candle bulb
- Greater energy savings compared to fluorescent's
- Comparable light levels to 40 watt incandescent candle lamps

Electrical Specifications

Input Voltage	100 - 240v AC
Real Power	4 Watts

Light Output Specifications

Lumen Output	280 Lumens (6500K), 220 Lumens (2700K)
Viewing Angle	270°
Colour Temperatures	2700K, 6500K
Colour Rendering	>75 Ra
LED Source	Sharp LED
Design Operational Life	>35,000 hours
LED Power	4 Watts
Available Base Types	ES (E27), BC (B22), SES (E14), GU10
Incandescent Lamp Equivalent	40W
Dimmable	Yes
Housing's Available	Diffused, Clear, Flame Effect Diffused and Flame Effect Clear

